

Welcome to  
**Kindergarten!**

# Arrival/ Dismissal/Attendance



Kindergarten's Arrival time is 9:00 am

Adults will be at the entrance taking temperatures, checking health screening and will have masks if needed.

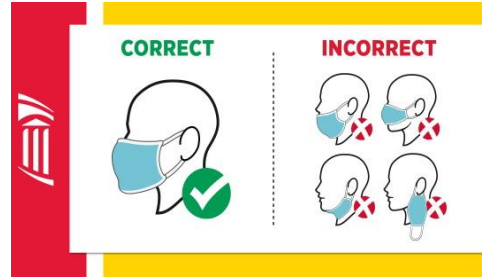
Kindergarten's dismissal time is 2:10pm



\*Please make sure your child's teacher knows of any pick up changes for that day by emailing or calling the office as emails may not be checked by dismissal time\*

# Safety

1. Masks must be worn throughout the school day including outdoor play.




2. Maintain social distance



3. Hand washing frequently or using hand sanitizers in rooms. Hand sanitizer is to be used when entering the classroom at arrival, before and after eating, after bathroom use and after outdoor play.



4. Top windows are open for ventilation



# Schedule

## QUARTER 1 Hybrid Group Days

MONDAY	TUESDAY	WEDNESDAY	THURSDAY	FRIDAY
9/28 NO SCHOOL	9/29 A	9/30 A	10/1 B	10/2 B
10/5 REMOTE	10/6 A	10/7 A	10/8 B	10/9 B
10/12 NO SCHOOL	10/13 A	10/14 A	10/15 B	10/16 B
10/19 REMOTE	10/20 A	10/21 A	10/22 B	10/23 B
10/26 REMOTE	10/27 A	10/28 A	10/29 B	10/30 B
11/2 REMOTE	11/3 REMOTE	11/4 A	11/5 B	11/6 B
11/9 REMOTE	11/10 A	11/11 No School	11/12 B	11/13 B

# Lunch/Recess



Lunch is in the classroom. You can send a lunch to school or a staff member will come and drop off bagged to go lunches. The menu can be found on the DOE website.

Students go outside to the yard/ camp friendship at least once a day

They will wear masks while playing outside





# Asynchronous Vs. Synchronous Instruction

Your child's remote learning can be "asynchronous", "synchronous", or a combination of both.

In **asynchronous** learning, your child participates in lessons during a time they choose or a time they are not learning synchronously.

- **Asynchronous** Lessons might look like pre-recorded videos, a selection of materials for students to read, and online discussion boards with their classmates.

In **synchronous** learning, your child participates in lessons with their teacher(s) and classmates during a scheduled time.

- Lessons might look like teachers and students using video cameras and responding to each other.



# **Asynchronous** Vs. **Synchronous** Instruction

When your child is not working with a teacher, they can use iLearn to watch pre recorded videos, complete lessons and activities. Creating a schedule that works for you and your child can be helpful.

## Family Engagement

Monday- Friday: 8:30-8:50 am  
is family engagement time by  
appointment only. You will receive a  
confirmation email for your  
appointment.



# Technology

"For Kindergarten and 1st Grade Students Only We are providing the option for Kindergarten and 1st grade families to opt out of bringing a device to school. If as a family you decide you do not want your student to bring a device then you are committing to providing the support at home to help your child(ren) understand and navigate their learning on the iLearn platform. There will be time during the school day when the class engages with iLearn and your students will not have a device to follow along with.

However, your child(ren) will be able to follow along as the teacher demonstrates on the SMART Board.

If, for our young learners in K and 1, you would like to opt out please complete the form by Monday, September 28."

# Zoom Etiquette



Mute yourself!



Be on time!



Turn on video!



Come prepared!



Sit still!



Be respectful!



Find a quiet place!



Raise your hand to talk!



No eating!



# Academic Expectations

- Teacher's College Reading and Writing
- Engage NY
- Social Studies
- Foundations
- Workshop Model



# FUNdations

## WRITING GRID

SKY LINE



PLANE LINE



GRASS LINE



WORM LINE



We can use our letter and sound chart to stretch out our words!

Aa Bb Cc Dd Ee Ff



Gg Hh Ii Jj Kk Ll



Mm Nn Oo Pp Qu qu Rr Ss



Tt Uu Vv Ww Xx Yy Zz



Say it



bun

Stretch it



b—u—n

Listen to it



b—u—n

Write it



bun

# Reading Workshop



- Shared
- Guided
- Independent
- Partner
- Read Aloud
- Fountas and Pinnell



# Reading

- Identify upper and lower case letters and their corresponding sounds
- Snap Words (High Frequency Words/Sight Words)
- Read familiar texts, tell the story through pictures & words
- Decoding vs. Comprehension
- Superpowers

# Reading: Level A book vs. Level D book



# Writing Workshop

- Narrative
- Information
- Opinion
- Pre and post On demand pieces
- Classwork Rubric





# Writing



- Write their name
- Label pictures using beginning sounds
- Stretch out sounds to write words/ label
- Pictures → labels → sentences
- (1, 1-2, 2-3, 3 or more)

We can use our letter and sound chart to stretch out our words!



Say it



bun

Stretch it



b-u-n

Listen to it



b-u-n




Write it



bun

# Writing

What do I need for my true story?

Who was there and where were you?	What happened?	How did I feel?
		
One day I went to my grandma and grandpa's house.	Grandma showed me how to make chocolate chip cookies.	Grandma gave me a hug. I was very proud of myself!

Easy to Read Writing

detailed pictures →

me →

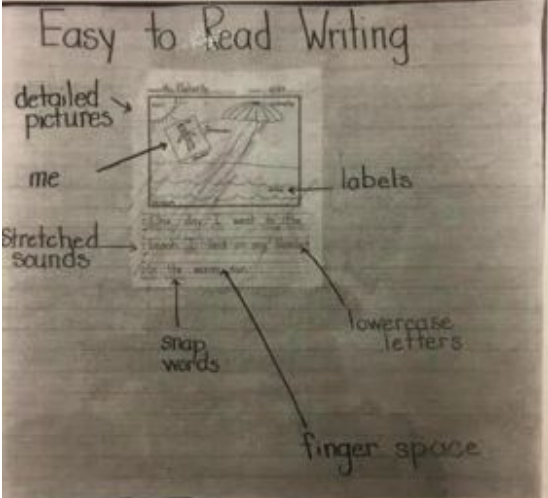
Stretched sounds →

labels →

lowercase letters

Snap words

finger space




# Writing Progression



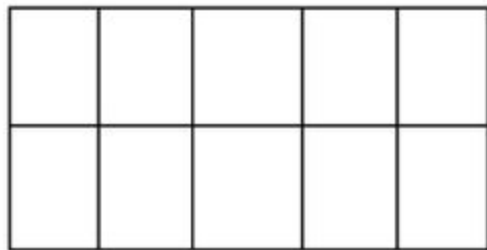
# Math

- Mid Module and End of Module assessments (Administered 1:1)
- Modules
- Hands On
- Fluency activities

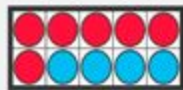


# Math

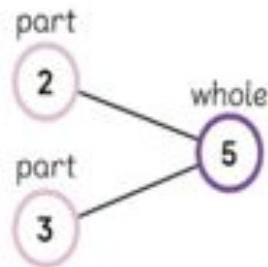
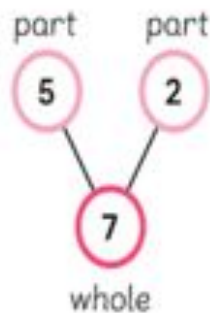
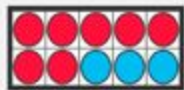
Ten Frame (blank)



$$6+4=10$$



$$7+3=10$$



# Social Studies

- School & School Community
- Self and Others
- Community
- Families



# Birthdays



- Birthday Mondays!
- Email us **2 weeks before** your child's birthday and you and your child can read a story to our class during morning meeting on zoom!